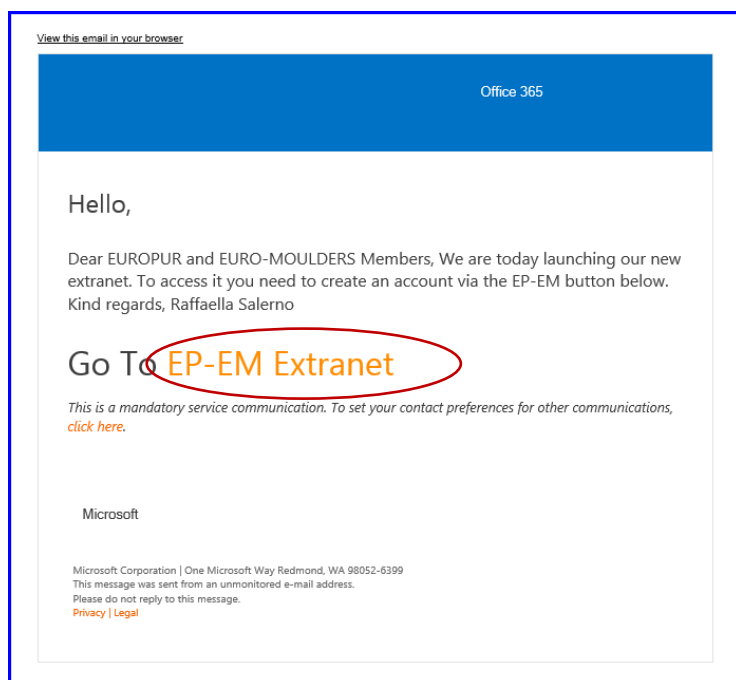


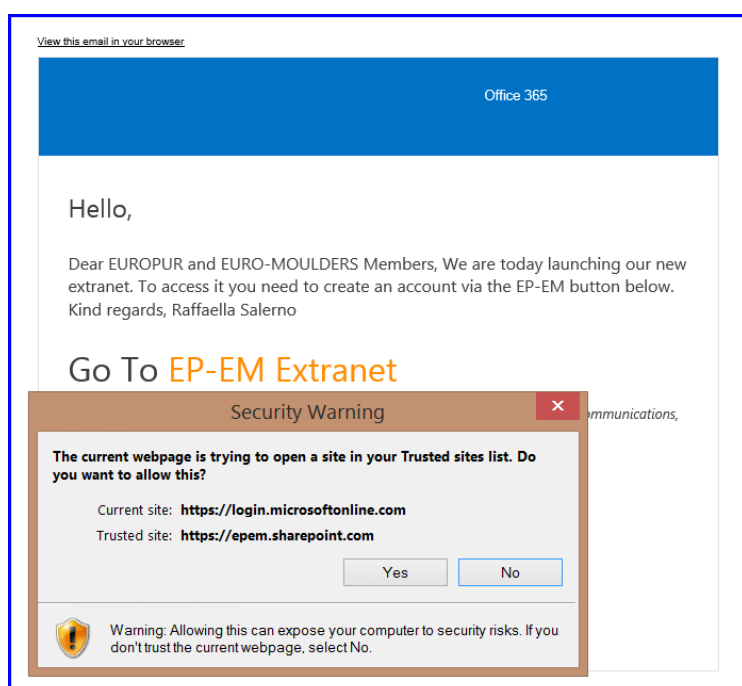
How to access the Europur & Euro-Moulders Extranet system

Procedure to create a new Microsoft account

Whenever an invitation to create a logon account for the new EuroPur & Euro-Moulders intranet is received proceed as mentioned in this guideline.



Open the e-mail and **click on the EP-EM Extranet** button




and accept the security warning if it appears (this depends upon your local Internet explorer settings).


This action opens the SharePoint Welcome page.

Now **select the link “Create a Microsoft account”** and you will be directed to the Sign in page to create a new Microsoft account.

Welcome to SharePoint Online

To accept your invitation, sign in with a Microsoft account or an account assigned to you by your organization.

 **Microsoft account**
Sign in with the account you use for OneDrive, Xbox LIVE, Outlook.com, or other Microsoft services.

 **Organizational account**
Sign in with the account provided by your work or school to use with Office 365 or other Microsoft services.

Don't have either account? [Create a Microsoft account, it's quick and easy!](#)

[Legal](#) | [Privacy](#)

Fill in the requested fields, it's important to use the email address that was used to send the invitation and once done select the button "Create account"

Microsoft

Create an account

You can use any email address as the username for your new Microsoft account, including one you already sign in to a Windows PC, tablet or phone, Xbox Live, Outlook.com or OneDrive.

Name

John Doe

✔ After you sign up, we'll send you a message with a link to verify this username.

Username

john.doe@iadres.be

[Or get a new email address](#)

Create password

8-character minimum; case-sensitive

Re-enter password

Country/region

Belgium

Postal Code

3010

Date of birth

27 June 1959

Gender

Male

[Help us protect your info](#)

If necessary, click on use your favourite email address

Help us protect your info

Your phone number helps us keep your account secure.

Country code

Belgium (+32)

Phone number

476999654

We want to make sure that a real person is creating an account.

Enter the characters that you see

[New](#) | [Audio](#)



powwnx

Send me promotional offers from Microsoft. You can unsubscribe at any time.

Click **Create account** to agree to the [Microsoft Services Agreement](#) and [privacy and cookies statement](#).

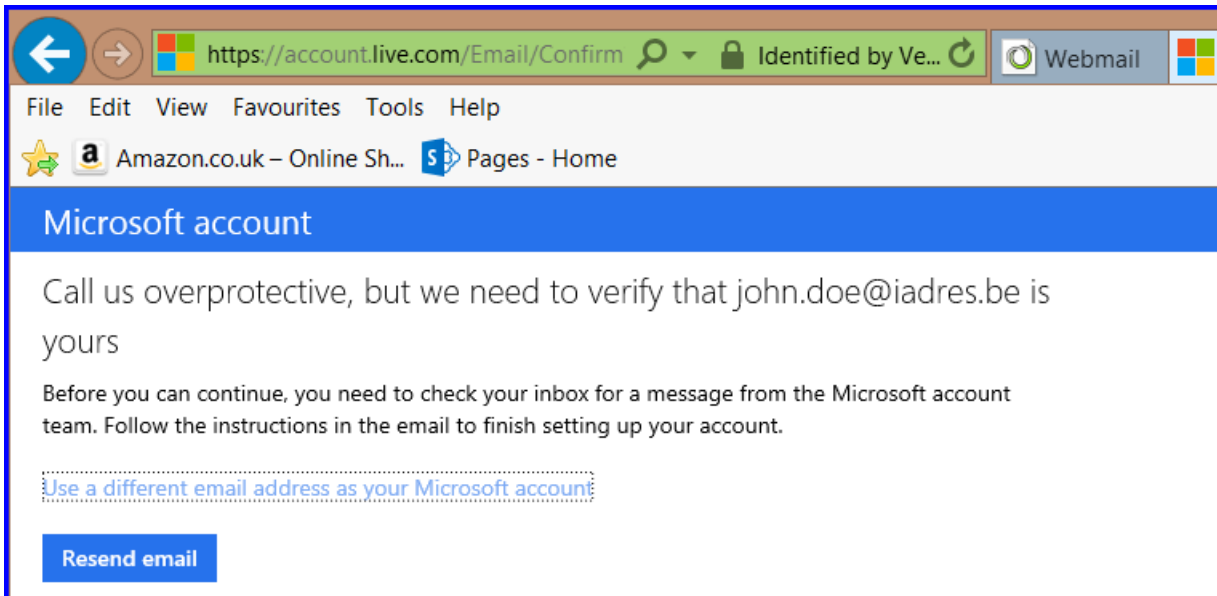
Create account

Microsoft

[English \(United Kingdom\)](#) [Terms of Use](#) [Privacy & Cookies](#) © 2015 Microsoft

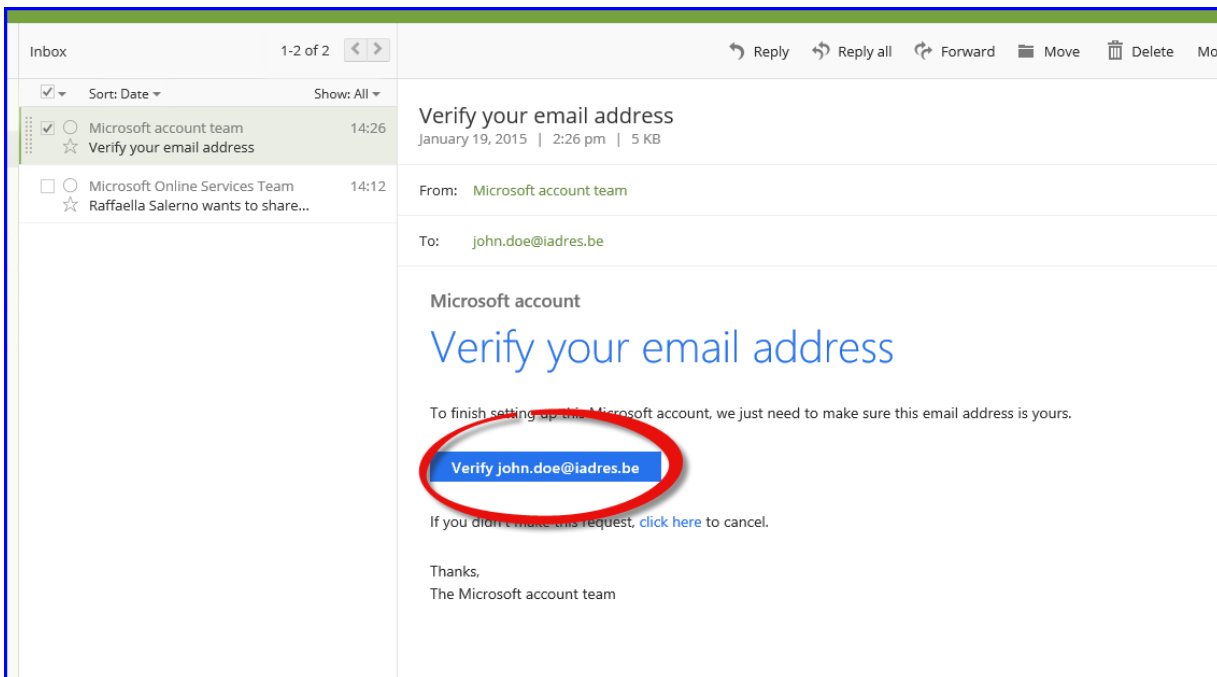
Do not forget to fill in the “captcha” (marked in red).

To guarantee that you are really the owner of the e-mail address Microsoft will send a confirmation message to the mentioned e-mail address.

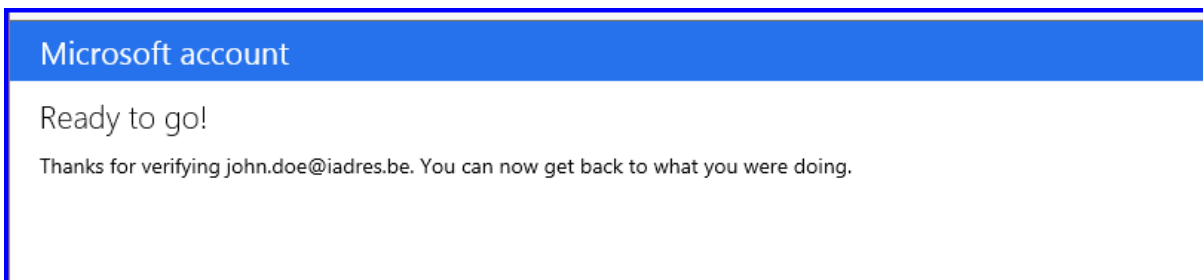


Go to your email box and open the received e-mail to proceed with the confirmation.

Open the e-mail and click on the [blue link](#) to confirm the ownership off the used e-mail address

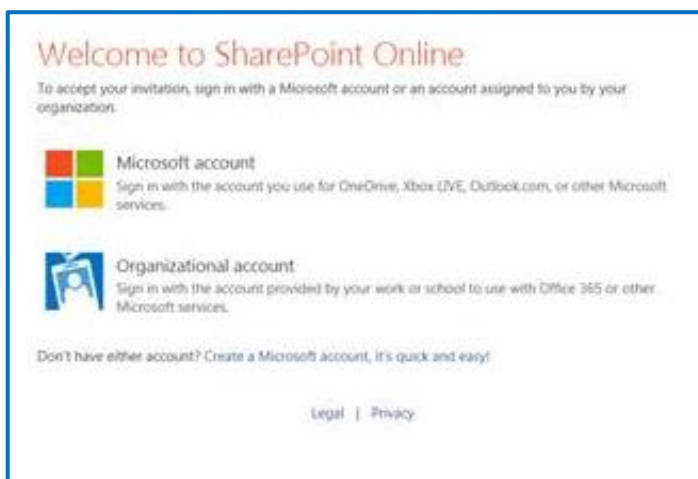
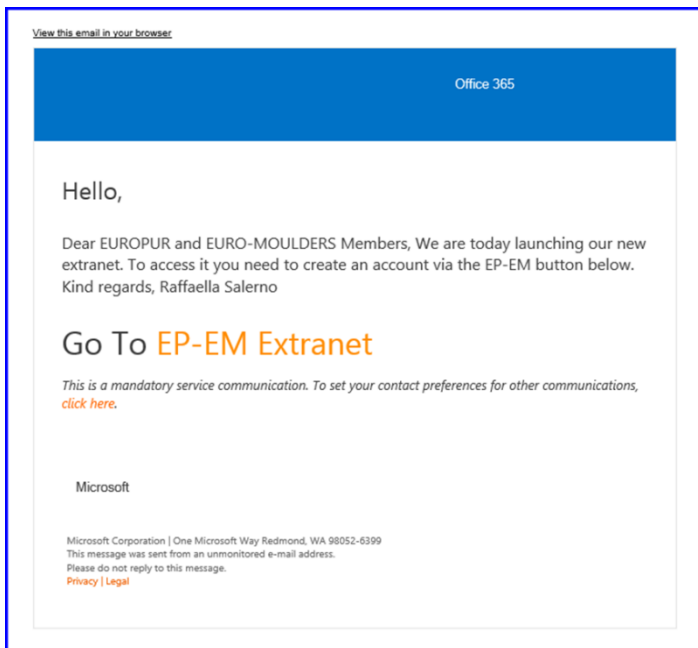


Once the confirmation is validated a popup will indicate a ready to go.

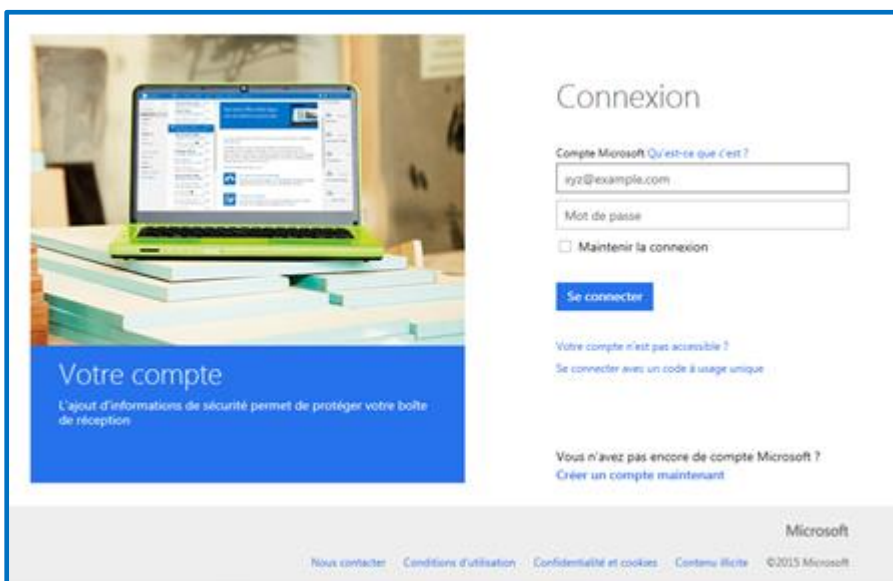


If errors are encountered during execution of this procedure a new invitation should be requested at the company responsible.

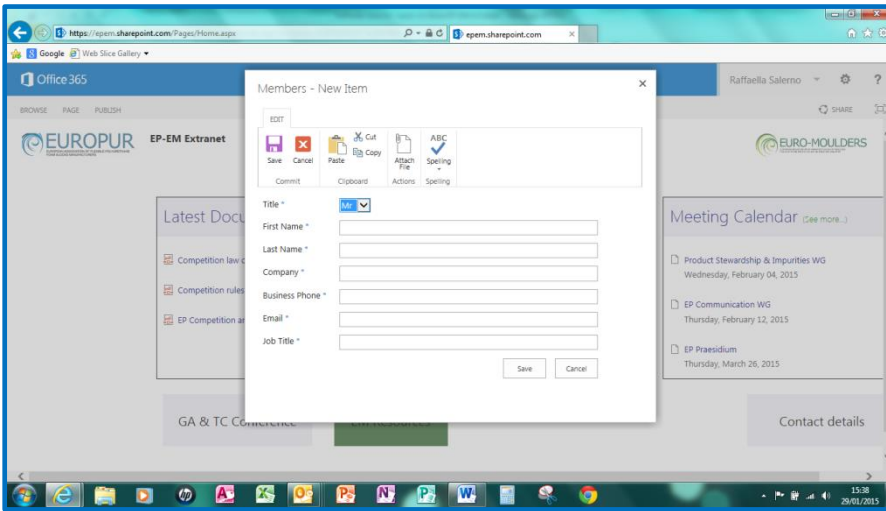
Once the procedures finished successfully proceed by **going back to the initial email** and **click on the EP-EM Extranet** button



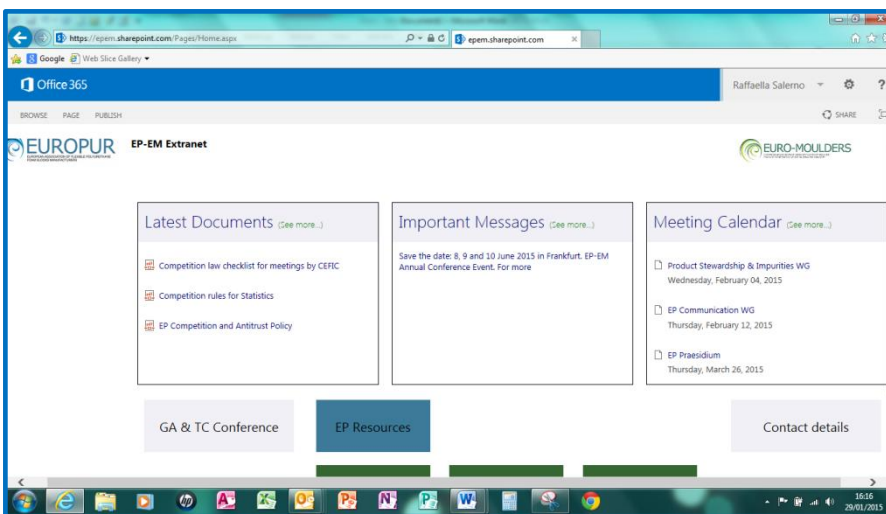
Click on Microsoft account



log in with your email address and password



Fill-in the fields and save the information.



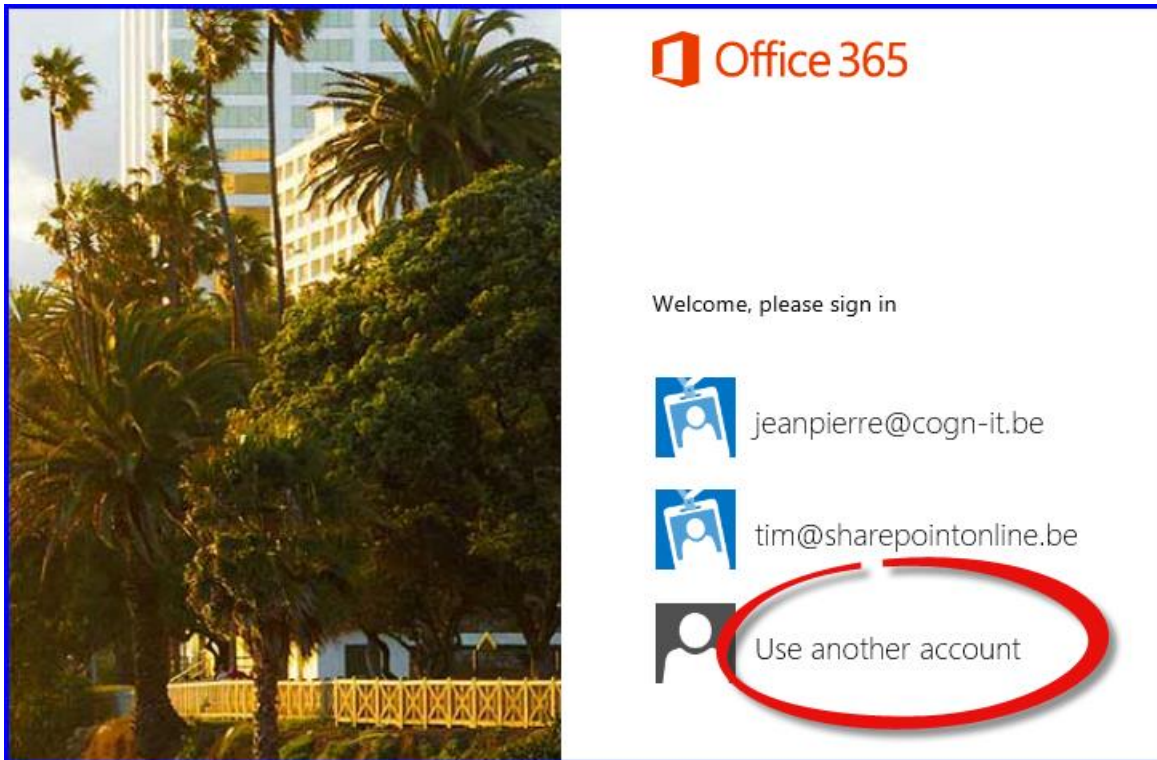
If all goes well you should see the Europur & Euro-Moulders Extranet welcome page.

For any future log-in as well as for detailed explanation on the extranet and support documents for account creation, please go to: <http://www.europur.org/members>



To log-on the extranet click on the button [click here](#)

If this screen appears, click “use another account”!



Select “Sign in with a Microsoft account”

